

CMS Dawn Raid Assistant App

Your guide to using the
CMS Dawn Raid Assistant App



How to receive access to the premium version of the CMS Dawn Raid app

1. When your company has been pre-granted access to the app

- a. If your company has already been pre-granted access to the app, all you need to do is sign up for a Law-Now account via the [Law-Now website here](#) using your company's email address (e.g. John.Doe@companyname.com):
 - Once you sign up for a new account using your company email address, you will automatically be granted the permission to access the full version of the app and you may use your newly created login credentials to log into the app
- b. If you have been pre-granted access, but you already have a Law-Now account, then you will need to request that your Law-Now account is given the permission needed to access the app. To do so, you will need to contact the CMS team via the options below:
 - For those who have already downloaded the app, you may request access to the app via a request form in app. A request will be sent to the central team, and upon approval you will be notified.
 - For those who have yet to download the app, you may also request for an account from the product page located on the cms.law website [here](#).

2. When your company has not been pre-granted access to the app

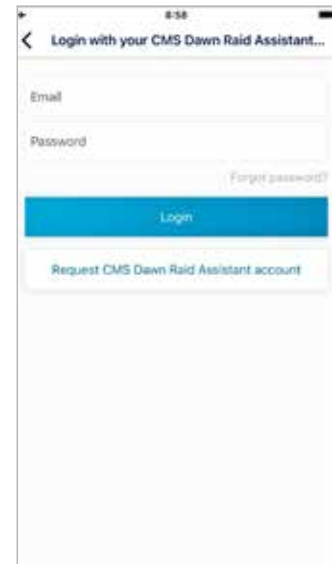
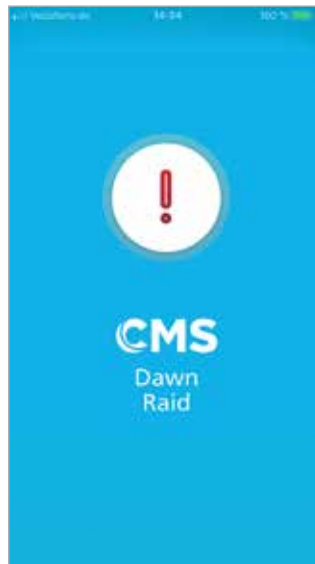
You may still request access to the app by contacting your CMS representative to grant access to your company. If you have no CMS contact, you can also request access by:

- For those who have already downloaded the app, you may request access to the app via a request form in app. A request will be sent to the central team, and upon approval you will be notified.
- For those who have yet to download the app, you may also request for an account from the product page location on the cms.law website [here](#).

Your CMS Dawn Raid Assistant account

Once the app has been downloaded to your device, when first opening, you will be asked to log in to your CMS Dawn Raid Assistant account. Do so (with your Law Now account credentials) in order to gain access to the premium version complete with national and EU guidelines for all 27 CMS countries.

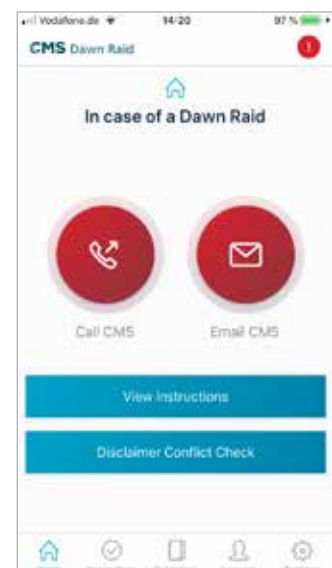
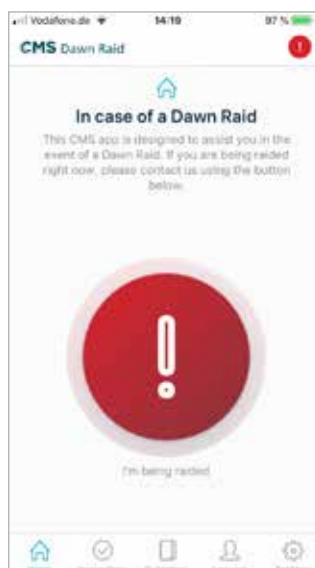
If you do not have a CMS Dawn Raid Assistant account yet, you may still access all the basic features of the app by clicking "Continue as Guest". You also have the option to request a CMS Dawn Raid Assistant account, allowing you to access the Guidelines, by filling out an in-app form on the Guidelines page, or visiting our website [here](#), to request a CMS Dawn Raid Account.



Direct contact to local CMS Dawn Raid Team

After you have chosen your country (location of your office) and language, you will find yourself on the Home screen of the app. This screen will also be the default screen you see any time you open the app.

In the event of a dawn raid, open the app and press the big red Emergency Button on the Home screen to alert us to the raid. Once you do so, you will have two ways to contact the local CMS Dawn Raid team for your chosen country, either by making a call or sending an email.

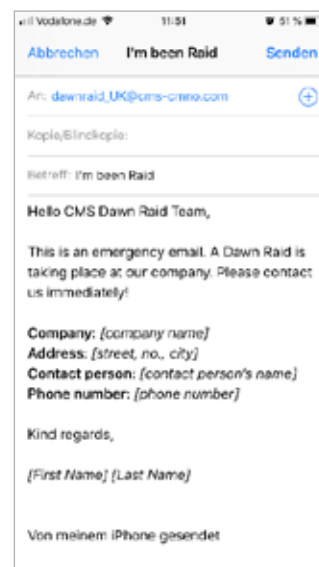
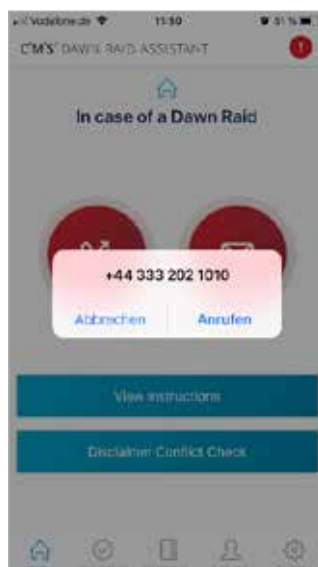


Call/E-mail CMS buttons

By clicking on call CMS, your device will prompt you to dial the central Dawn Raid Hotline of your local CMS Dawn Raid team. Once connected with a team member, please inform them about your situation.

By clicking on Email CMS, an email draft will automatically be created for you. Logged-in users will automatically have some of their account details inserted into the email text. This will help us in better identifying you, and in turn, helping you with the raid. Be sure to also add any additional information here you think might be relevant for us to help you.

Whatever choice you make here, afterwards you will be prompted to visit the Instructions screen to see role-specific checklists which you can follow through the raid.



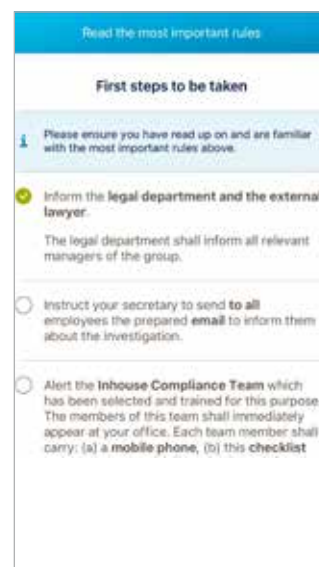
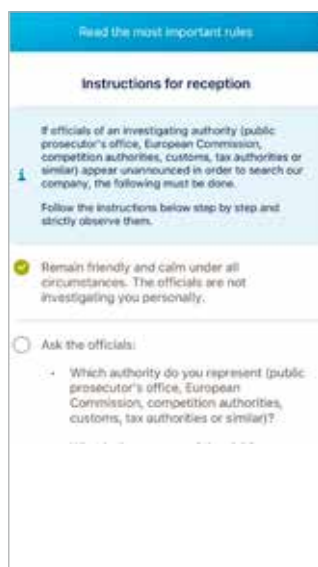
Role-specific checklist

On the Instructions screen you will be able to access our tailored role-specific checklists to help you through the rest of the dawn raid. Here you can check off tasks as you complete them and track your progress throughout the dawn raid.

You will also be able to access a separate section where you can find out about the most important rules for you to know during raid. Checklists are available for the following company roles:

- Compliance/Legal: checklist on how to organise your in-house teams in a dawn raid
- Reception: extremely brief and simple guidance for the very first moments.

After each dawn raid, you may reset your checklist and progress made by visiting the Settings screen and resetting them there.

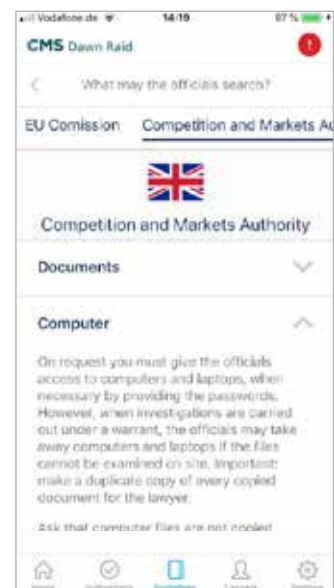
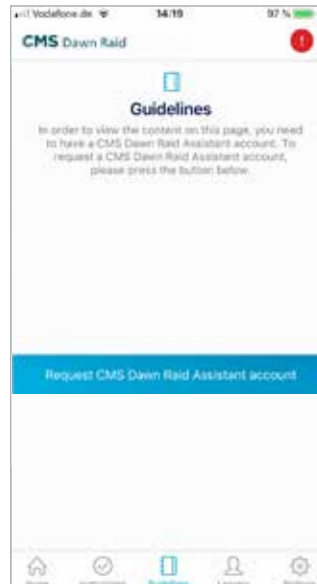




National and EU Guidelines

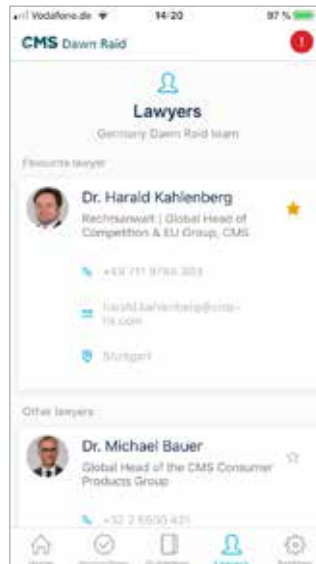
In addition to providing detailed instructions on what to do during a raid, the app also features extensive guidelines for inspections by national competition authorities in 27 CMS countries and the European Commission. These guidelines can help you prepare ahead of time so that you can be assured you and your business are ready for a dawn raid.

The guidelines for inspections by national competition authorities are available both in the local language and English. The guidelines for inspections by the European Commission (which have the same content all over Europe) are available in the local language as well. Users who did not login with a CMS Dawn Raid Assistant account will have the option of requesting access to the premium version of the app: the Guidelines screen will be inaccessible to them, instead replaced by a button to the request access form.



Find the right lawyer for you

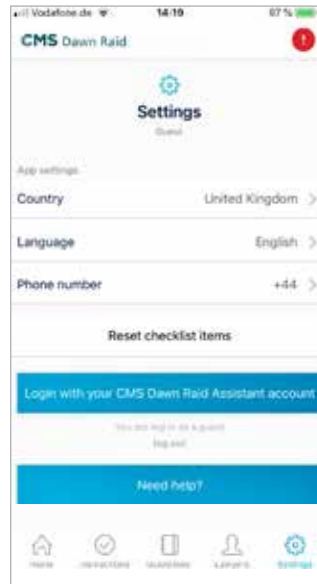
On the Lawyers screen you will find a list of all members of your chosen country's CMS Dawn Raid team, and their personal phone numbers and email addresses. Here you can view the complete list of the country's lawyers, as well as select a "favourite" lawyer to have them automatically be positioned at the top of the list for quick and easy access.



Your settings

The final screen you will see in the CMS Dawn Raid Assistant app is the Settings screen. Here you can:

- Change your chosen country
- Select a different language for your chosen country
- Reset your checklist items in the Instructions section of the app
- Login with your CMS Dawn Raid Account (if you have not already yet done so)
- Log out completely from the app and restart
- Reach out to CMS for help with the app
- Visit the app's Terms & Conditions and Privacy Policy pages



CMS Law-Now™

Your free online legal information service.

A subscription service for legal articles on a variety of topics delivered by email.

cms-lawnow.com

The information held in this publication is for general purposes and guidance only and does not purport to constitute legal or professional advice. It was prepared in co-operation with local attorneys.

CMS Legal Services EEIG (CMS EEIG) is a European Economic Interest Grouping that coordinates an organisation of independent law firms. CMS EEIG provides no client services. Such services are solely provided by CMS EEIG's member firms in their respective jurisdictions. CMS EEIG and each of its member firms are separate and legally distinct entities, and no such entity has any authority to bind any other. CMS EEIG and each member firm are liable only for their own acts or omissions and not those of each other. The brand name "CMS" and the term "firm" are used to refer to some or all of the member firms or their offices; details can be found under "legal information" in the footer of cms.law.

CMS locations:

Aberdeen, Abu Dhabi, Algiers, Amsterdam, Antwerp, Barcelona, Beijing, Beirut, Belgrade, Berlin, Bogotá, Bratislava, Bristol, Brussels, Bucharest, Budapest, Casablanca, Cologne, Dubai, Duesseldorf, Edinburgh, Frankfurt, Funchal, Geneva, Glasgow, Hamburg, Hong Kong, Istanbul, Johannesburg, Kyiv, Leipzig, Lima, Lisbon, Ljubljana, London, Luanda, Luxembourg, Lyon, Madrid, Manchester, Mexico City, Milan, Mombasa, Monaco, Moscow, Munich, Muscat, Nairobi, Paris, Podgorica, Poznan, Prague, Reading, Rio de Janeiro, Rome, Santiago de Chile, Sarajevo, Seville, Shanghai, Sheffield, Singapore, Skopje, Sofia, Strasbourg, Stuttgart, Tirana, Utrecht, Vienna, Warsaw, Zagreb and Zurich.

cms.law

CMS Dawn Raid Assistant App

Your guide to using the
CMS Dawn Raid Assistant App



May 2021

